

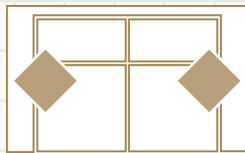
Urban Planning Seating Components




85" Sofa (Depth 37")



80" Sofa (Depth 37")



60" Love Seat (Depth 37")



45" Chair & 1/2 (Depth 37")



80" Left Arm Sofa (Depth 37")



80" Right Arm Sofa (Depth 37")



92" Left Arm Davenport (Depth 37")



92" Right Arm Davenport (Depth 37")



56" Left Arm Love Seat (Depth 37")



56" Right Arm Love Seat (Depth 37")




35" Chair (Depth 37")



37" Inside Corner (Depth 37")

Dimensions shown are for the Dual Track, Flair and Track arm styles.
When specifying the Roll arm style, add one inch to each arm

 1/4 inch = 1ft



31" Left Arm Chair (Depth 37")



31" Right Arm Chair (Depth 37")



35.5" Left Arm Chaise (Depth 68")



35.5" Right Arm Chaise (Depth 68")



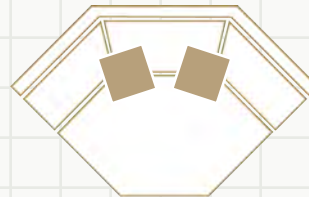
76" Armless Sofa (Depth 37")



55" Armless Love Seat (Depth 37")




28" Armless Chair (Depth 37")




69" Wedge (Depth 45")



54" Shaped Ottoman (Depth 37.5")



35" Ottoman & 1/2 (Depth 22")



25" Ottoman (Depth 22")

 $\frac{1}{4}$ inch = 1ft

