

Nocturne CUSTOM

Create the bed of your dreams

It's easy to order your own upholstered bed or headboard. Just follow this illustration and fill in the appropriate box with the chosen letters



9	<input type="text"/>	-	<input type="text"/>	<input type="text"/>	<input type="text"/>	<input type="text"/>
product			style	height	panel treatment	border detail

1 Choose Size/Product

 -

Beds:

Twin Bed W47" D86" **9TB**-

Full Bed W62" D86" **9FB**-

Queen Bed W68" D91" **9QB**-

King Bed W84" D91" **9KB**-

California King Bed W80" D95" **9CB**-

Side/Foot Rail Height 14"

Bed = Headboard / Foot Rail / Side Rails / Wood Slats

Headboard Only:

Twin Headboard W47" D4" **9TH**-

Full Headboard W62" D4" **9FH**-

Queen Headboard W68" D4" **9QH**-

King Headboard W 84" D4" **9KH**-

California King Headboard W80" D4" **9CH**-

Headboard attaches to standard metal bed frame (not included)

When selecting a leather bed or headboard, begin the style number with the prefix L **9**

2 Choose Headboard Style

 -


D Square



A Arc



G Curved Corner



E Camel


3 Choose Headboard Height

 -


J Standard 56"




L Tall 63"




M Grande 70"

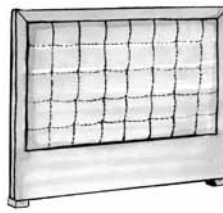
4 Choose Panel Treatment

 -


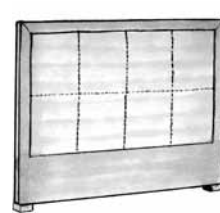
N Plain



O Button Tufted




P Buttonless Tufted-Small

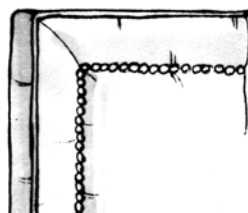


R Buttonless Tufted-Large

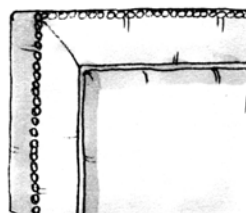
5 Choose Border Detail

 -


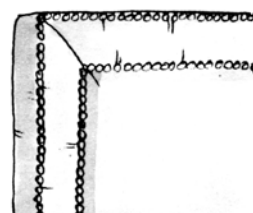
W Welt Edge/Welt Inside



X Welt Edge/Nail Inside



Y Nail Edge/Welt Inside



Z Nail Edge/Nail Inside

6 Choose Fabric or Leather

(enter name)

7 Choose Nail Trim Finish

Brass

Chrome

French Natural

Platinum

8 Choose Wood Finish

Ebony

Fruitwood

Kahlua

Walnut

Washed